

**SIRIO** Luce  
Italian Style





# INTRODUCTION

SIRIO Luce is taking the mission to catch the star light and to shift it into our night times.

Any lighting system has a task overall relevant, to reproduce as much as possible natural effects, to generate an environment supporting our well being.

The human as central point of the system, the natural appearance of his surrounding as target.

SIRIO Luce is taking into proper attention energetic aspects as well as biological compatibility to light in term of glare control, colour rendering, right balance of shades and bright area.

A mission which is based on an accurate selection of products offered in a wide range, extended from indoor to outdoor areas and all of them, equipped with best light sources and controlled by high quality electrical components. In a very busy market, a real star: SIRIO Luce.

SIRIO Luce implementa la missione di catturare la luce delle stelle e riprodurla nelle ore notturne.

Ogni sistema di illuminazione ha un compito rilevante, riprodurre il più possibile gli effetti naturali per generare un ambiente, che corrobora il nostro benessere.

L'uomo come punto centrale del sistema, l'aspetto più naturale possibile del suo ambiente, l'obiettivo.

SIRIO Luce prende in esame gli aspetti energetici e la compatibilità biologica con la luce, valuta attentamente gli indici di abbagliamento, seleziona le rese cromatiche e bilancia i contrasti tra luce ed ombre.

Una missione che si basa su un'accurata selezione dei prodotti, offerti in un'ampia gamma da interni ed esterni, equipaggiati dalle migliori sorgenti luminose e controllati da componenti elettrici di alta qualità.

In un mercato molto saturo, una vera stella: SIRIO Luce.

# DESIGN

Designing a complete and suitable luminous environment is more complicated than simply selecting lighting fixtures.

With the help of experience and expertise Sirio is committed to developed spatial patterns of light, shade, and color that requires thinking about light in three dimensions.

Such recognition implies understanding and sensitivity to techniques that create an environment where observers react with feelings of pleasantness and well-being through the use of silhouette, color tone, and other patterns of spatial light.

Progettare un ambiente, rendendolo confortevole e suggestivo, è un compito molto più qualificato che la semplice selezione di prodotti di illuminazione.

Sirio Luce, con l'esperienza dei suoi progettisti, realizza ambienti con il giusto equilibrio di luci ed ombre, determinando una corretta definizione degli spazi.

Tale capacità si basa su una corretta interpretazione emozionale e tecnica, valutando, con specifica sensibilità, la necessità di realizzare ambienti confortevoli e funzionali, nei quali il benessere visivo trova una necessaria rilevanza



# INTERIOR TECHNICAL

# SURFACE DOWN LIGHT



Φ170\*38

SR-1081-6ES/12W




Φ225\*38

SR-1081-8ES/18W



Φ300\*38

SR-1081-8ES/24W



**Product Code: SR-1081-6ES/12W**

Watt: 12W  
Kelvin: 3000K/4000K/6400K  
Lumens: 760lm/770lm/780lm  
Beam Angle: 120°  
CRI: >80  
Input: AC 100-240V~50/60Hz  
Ambient Temperature: 25°C~50°C  
Lamp Life: 30,000H

**Product Code: SR-1081-8ES/18W**

Watt: 18W  
Kelvin: 3000K/4000K/6400K  
Lumens: 1150lm/1250lm/1350lm  
Beam Angle: 120°  
CRI: >80  
Input: AC 100-240V~50/60Hz  
Ambient Temperature: 25°C~50°C  
Lamp Life: 30,000H

**Product Code: SR-1081-8ES/24W**

Watt: 24W  
Kelvin: 3000K/4000K/6400K  
Lumens: 1600lm/1700lm/1800lm  
Beam Angle: 120°  
CRI: >80  
Input: AC 100-240V~50/60Hz  
Ambient Temperature: 25°C~50°C  
Lamp Life: 30,000H



- ▶ Any brands of driver available on request
- ▶ Dimmable Driver On Request
- ▶ Other frame finishing color available on request based on RAL

**SR-1081-ES**

# SURFACE DOWN LIGHT



170\*170\*38

SR-1082-6ES/12W




225\*225\*38

SR-1082-8ES/18W



300\*300\*38

SR-1082-8ES/24W



**Product Code: SR-1082-6ES/12W**

Watt: 12W  
Kelvin: 3000K/4000K/6400K  
Lumens: 760lm/770lm/780lm  
Beam Angle: 120°  
CRI: >80  
Input: AC 100-240V~50/60Hz  
Ambient Temperature: 25°C~50°C  
Lamp Life: 30,000H

**Product Code: SR-1082-8ES/18W**

Watt: 18W  
Kelvin: 3000K/4000K/6400K  
Lumens: 1150lm/1250lm/1350lm  
Beam Angle: 120°  
CRI: >80  
Input: AC 100-240V~50/60Hz  
Ambient Temperature: 25°C~50°C  
Lamp Life: 30,000H

**Product Code: SR-1082-8ES/24W**

Watt: 24W  
Kelvin: 3000K/4000K/6400K  
Lumens: 1600lm/1700lm/1800lm  
Beam Angle: 120°  
CRI: >80  
Input: AC 100-240V~50/60Hz  
Ambient Temperature: 25°C~50°C  
Lamp Life: 30,000H



- ▶ Any brands of driver available on request
- ▶ Dimmable Driver On Request
- ▶ Other frame finishing color available on request based on RAL

**SR-1082-ES**

# RECESSED DOWNLIGHT



Φ170\*20



Φ160

SR-1073-6ES/12W



Φ225\*20



Φ206

SR-1073-8ES/18W




Φ300\*20



Φ280

SR-1073-10ES/24W



**Product Code: SR-1073-6ES/12W**

Watt: 12W

Kelvin: 3000K/4000K/6400K

Lumens: 760lm/770lm/780lm

Beam Angle: 120°

CRI: >80

Input: AC 100-240V~50/60Hz

Ambient Temperature: 25°C~50°C

Lamp Life: 30,000H

**Product Code: SR-1073-8ES/18W**

Watt: 18W

Kelvin: 3000K/4000K/6400K

Lumens: 1100lm/1150lm/1200lm

Beam Angle: 120°

CRI: >80

Input: AC 100-240V~50/60Hz

Ambient Temperature: 25°C~50°C

Lamp Life: 30,000H

**Product Code: SR-1073-10ES/24W**

Watt: 24W

Kelvin: 3000K/4000K/6400K

Lumens: 1600lm/1650lm/1700lm

Beam Angle: 120°

CRI: >80

Input: AC 100-240V~50/60Hz

Ambient Temperature: 25°C~50°C

Lamp Life: 30,000H



- ▶ Any brands of driver available on request
- ▶ Dimmable Driver On Request
- ▶ Other frame finishing color available on request based on RAL

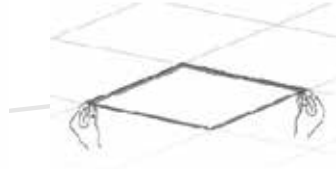
**SR-1073-ES**



# PANEL LED



## MOUNTING OPTIONS



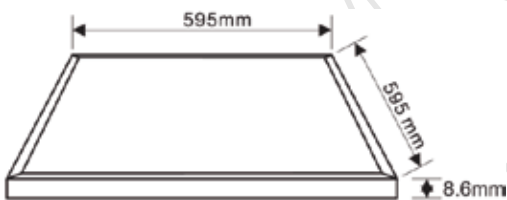
1) Insert construction




2) Hanging construction



3) Surface mount construction



**SR-1081-8ES/24W**



**Product Code: SR-PN008-6ES/48W**

Watt: 48W

Kelvin: 3000K/4000K/6400K

Lumens: 4200lm/4300lm/4400lm

Beam Angle: 120°

CRI: >80

Input: AC 100-240V~50/60Hz

Ambient Temperature: 25°C~50°C

Lamp Life: 30,000H



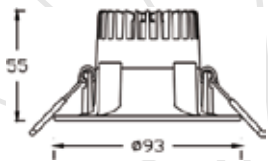
IP 20



- ▶ Dimmable and emergency on request
- ▶ RAL 9016 other RAL color on request
- ▶ IP44 and IP65 on request

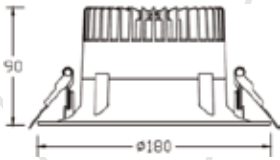
## SR-PN008

# RECESSED DOWNLIGHT



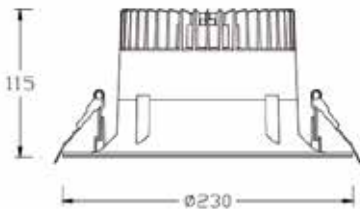
Φ75

**SR-6331-2SL/8W**




Φ160

**SR-6331-6SL/15W**



Φ200

**SR-6331-8SL/25W**



**Product Code: SR-6331-2SL/8W**

Watt: 8W  
 Kelvin: 3000K/4000K/6400K  
 Lumens: 560lm/600lm/650lm  
 Beam Angle: 60°  
 CRI: >80  
 Input: AC 100-240V~50/60Hz  
 Ambient Temperature: 25°C~50°C  
 Lamp Life: 30,000H

**Product Code: SR-6331-6SL/15W**

Watt: 15W  
 Kelvin: 3000K/4000K/6400K  
 Lumens: 1230lm/1300lm/1400lm  
 Beam Angle: 60°  
 CRI: >80  
 Input: AC 100-240V~50/60Hz  
 Ambient Temperature: 25°C~50°C  
 Lamp Life: 30,000H

**Product Code: SR-6331-8SL/25W**

Watt: 25W  
 Kelvin: 3000K/4000K/6400K  
 Lumens: 2200lm/2330lm/2500lm  
 Beam Angle: 60°  
 CRI: >80  
 Input: AC 100-240V~50/60Hz  
 Ambient Temperature: 25°C~50°C  
 Lamp Life: 30,000H



- ▶ Any brands of driver available on request
- ▶ Dimmable Driver On Request
- ▶ Other frame finishing color available on request based on RAL

**SR-6331-SL**

# RECESSED DOWNLIGHT



170\*170\*20



155\*155

**SR-1081-6ES/12W**



225\*225\*20



205\*205

**SR-1081-8ES/18W**




300\*300\*20



280\*280

**SR-1081-8ES/24W**



**Product Code: SR-1081-6ES/12W**

Watt: 12W

Kelvin: 3000K/4000K/6400K

Lumens: 760lm/770lm/780lm

Beam Angle: 120°

CRI: >80

Input: AC 100-240V~50/60Hz

Ambient Temperature: 25°C~50°C

Lamp Life: 30,000H

**Product Code: SR-1081-8ES/18W**

Watt: 18W

Kelvin: 3000K/4000K/6400K

Lumens: 1100lm/1150lm/1200lm

Beam Angle: 120°

CRI: >80

Input: AC 100-240V~50/60Hz

Ambient Temperature: 25°C~50°C

Lamp Life: 30,000H

**Product Code: SR-1081-8ES/24W**

Watt: 24W

Kelvin: 3000K/4000K/6400K

Lumens: 1600lm/1650lm/1700lm

Beam Angle: 120°

CRI: >80

Input: AC 100-240V~50/60Hz

Ambient Temperature: 25°C~50°C

Lamp Life: 30,000H



- ▶ Any brands of driver available on request
- ▶ Dimmable Driver On Request
- ▶ Other frame finishing color available on request based on RAL

**SR-1074ES**

# SYMBOLS



Foro incasso  
Cut out  
Trou d'encastrement



Apparecchi calpestabili  
Walk over fitting  
Appareils piétonniers



Apparecchi carrabili  
Drive over fitting  
Pour passage véhicules



Alimentatore incluso  
Converter included  
Convertisseur inclus



Alimentatore non incluso  
Converter not included  
Convertisseur pas inclus



Lunghezza cavo  
Cable length  
Longueur du câble



Dimmer incluso  
Dimmer Included  
Dimmer inclus



Dati fotometrici  
Photometrical data  
Donnés photométriques



Indica il grado di protezione degli involucri (vedi pag. 8)  
It shows protection degree of the envelopes. (see page 8)



Grado di protezione contro gli impatti meccanici esterni (vedi pag. 8)  
Degree of Protection against external mechanical impact (see page 8)



Grado di protezione Glow-wire  
Apparecchio che resiste alla prova del filo incandescente  
Degree of protection Glow-wire  
Materials that resist the glow-wire test

# MARKS



Apparecchio in Classe II, munito di isolamento doppio o rinforzato  
Fixture on Class II, with double or reinforced insulation  
Appareil en Classe II, équipé d'isolation double ou renforcée



Apparecchio a bassissima tensione con trasformatore remoto  
SELV fixture with remote transformer  
Appareil à très basse tension avec transformateur à distance



Apparecchio adatto ad essere installato su superfici normalmente infiammabili  
Fixture ready for installation on normally inflammable surfaces  
Appareil pouvant être installé sur des surfaces inflammables



Grado di protezione contro gli impatti meccanici esterni  
Degree of Protection against external mechanical impact.

Gradi di protezione Ik  
Ik degree protection

IK00 Non protetto Not protected
IK01 Protetto contro l'energia d'urto 0,15J Protected against impact strength 0,15J
IK02 Protetto contro l'energia d'urto 0,20J Protected against impact strength 0,20J
IK03 Protetto contro l'energia d'urto 0,35J Protected against impact strength 0,35J
IK05 Protetto contro l'energia d'urto 0,7J Protected against impact strength 0,7J
IK06 Protetto contro l'energia d'urto 1J Protected against impact strength 1J
IK07 Protetto contro l'energia d'urto 2J Protected against impact strength 2J
IK08 Protetto contro l'energia d'urto 5J Protected against impact strength 5J
IK09 Protetto contro l'energia d'urto 10J Protected against impact strength 10J
IK10 Protetto contro l'energia d'urto 20J Protected against impact strength 20J



1° cifra definisce la protezione contro il contatto dei corpi solidi  
1st. number indicates protection against solids body penetration

2° cifra definisce la protezione contro la penetrazione dei liquidi  
2nd. number indicates protection against liquid penetration


Lettera aggiuntiva indica il grado di protezione per le persone contro l'accesso a parti pericolose  
Additional letter specifies the degree of protection against human access to live parts.

Prima cifra First number	Seconda cifra Second number	Lettera aggiuntiva Additional letter
0 non protetto not protected	0 non protetto not protected	A Protetto contro l'accesso con il dorso della mano Protected against access with the back of the hand
1 protetto contro corpi solidi di $\phi$ maggiore 50 mm protected against solids over $\phi$ 50 mm	1 protetto contro la caduta verticale di gocce d'acqua protected against the vertical fall of water drops	B Protetto contro l'accesso con un dito Protected against access with a finger
2 protetto contro corpi solidi di $\phi$ maggiore 12 mm protected against solids over $\phi$ 12 mm	2 protetto contro la caduta verticale di gocce d'acqua 15° protected against the vertical fall of water drops 15°	C Protetto contro l'accesso con un attrezzo Protected against access with a tool
3 protetto contro corpi solidi di $\phi$ maggiore 2,5 mm protected against solids over $\phi$ 2,5 mm	3 protetto contro la pioggia protected against rain drops	D Protetto contro l'accesso con un filo Protected against access with a wire
4 protetto contro corpi solidi di $\phi$ maggiore 1 mm protected against solids over $\phi$ 1 mm	4 protetto contro gli spruzzi d'acqua protected against splashing water	
5 protetto contro la polvere protected against dust	5 protetto contro i getti d'acqua protected against jets of water	
6 totalmente protetto contro la polvere entirely protected against dust	6 protetto contro le ondate protected against sea waves	
	7 protetto contro le immersioni fino a 1 m protected against immersion 1 m depth	



Tutti i prodotti SIRIO Luce che rientrano nell'ambito di applicazione della direttiva europea compatibilità elettromagnetica E.M.C. 2014/30/UE e successive modifiche, soddisfano i requisiti e recano la marcatura "CE".  
All SIRIO Luce product fall within the range of application of the European electromagnetic compatibility E.M.C. directive 2014/30/UE and subsequent, meet the required specifications and bear "CE" labelling.  
Tous les produits SIRIO Luce appartenant au champ d'application de la directive européenne compatibilité électromagnétique E.M.C. 2014/30/UE et modification successive remplissent les conditions prévues et portent le marquage "CE"

SIRIO Luce reserves the rights to change components brands without notice as SIRIO Luce employs system of permanent product improvements, it reserves the right to modify any of the products without any prior notification.



**SIRIO** Luce  
Italian Style

# REFERENCE'S

SILVIAN HEACH  
CREATION OF THREE NEW  
STORES WITH SPECIFIC TRACK  
LIGHTS (FROM YEAR 2011 TILL  
NOW);

EXCELSIOR HOTEL GALLIA  
MILAN  
CREATION OF CUSTOM LAMPS  
FOR BEDROOMS, CORRIDORS  
AND EXTERIOR FACADE  
LIGHTS (YEAR 2014);

BATA  
CREATION OF CUSTOM LAMP  
PER FURNISHINGS, WITH RE-  
LAMPING OF ALL THE SHOPS  
(FROM YEAR 2012 TILL TODAY);

CHANEL  
LED BARS FOR FURNITURE  
FOR BEAUTY PRODUCTS  
(YEAR 2011)

DOLCE & GABBANA  
RELAMPING OF THE MILAN OF-  
FICES, AND LAMPS FOR SHOPS  
(FROM YEAR 2012 TILL TODAY);

BULGARI  
RELAMPING OF ROME HEAD-  
QUARTERS (YEAR 2013);

TIFFANY&CO.  
CREATION OF CUSTOM LAPS  
FOR MILAN SHOP (YEAR 2013);

QC TERME - SPAS AND RESOR-  
TS  
LAMPS FOR ALL THE CENTERS  
(FROM YEAR 2013 TILL TODAY);

ABERCROMBIE & FITCH  
LAMPS FOR MILAN SHOPS (YEAR  
2014);

L'ITALIANO  
LAMPS FOR ALL THE CENTERS  
(FROM YEAR 2012 TILL TODAY);

# REFERENCE

AL JIMI MALL PHASE 1,2,3 – U.A.E. - CONSULTANT ACG/JACOBS – LINEAR FITTING (YEAR 2018)

EMIRATES HILLS – U.A.E - CONSULTANT AL KHAWAJAH ENG CONSULTANCY -STRIP LED (YEAR 2017)

LAST EXIT JEBEL ALI - U.A.E. - CONSULTANT EO – CARUSO FLOODLIGHT (YEAR 2017)

PRIVATE VILLA IN DUBAI - STRIP LED AND RECESSED SPOT LIGHT (YEAR 2017)

AL RAYYAN ROAD – WEST OF OLYMPIC TO WEST OF NEW RAYYAN - DOHA - RGB FLOODLIGHTS (YEAR 2018)

TOWN SQUARE – NSHAMA (DUBAI) - SURFACE MOUNTED DOWNLIGHT (SR1081-6ES-12W) (YEAR 2018)

250 VILLAS IN AL SAHMA – (ABU DHABI) – PANEL LED & SURFACE MOUNTED DOWNLIGHT (SIRIO RANGE)

SAFI TOWN HOUSE NSHAMA TOWN SQUARE (DUBAI) – WALL LIGHT SR 2691LED (SIRIO RANGE)

ONOMO HOTEL (CAMERUN) – SPOT LIGHT SR 6331 8W IP44 (SIRIO RANGE)

BLUE LOTUS RESIDENCE IN CASABLANCA (MOROCCO) – UP LIGHTER (SIRIO RANGE)





EUROPA:  
ITALY  
Via Ghisolfa  
80/e 20010  
Cornaredo (MI)  
[www.sirioluce.com](http://www.sirioluce.com)

[info@sirioluce.com](mailto:info@sirioluce.com)

**SIRIO** Luce  
Italian Style

