

SIRIO Luce
Italian Style



INTRODUCTION

SIRIO Luce is taking the mission to catch the star light and to shift it into our night times.

Any lighting system has a task overall relevant, to reproduce as much as possible natural effects, to generate an environment supporting our well being.

The human as central point of the system, the natural appearance of his surrounding as target.

SIRIO Luce is taking into proper attention energetic aspects as well as biological compatibility to light in term of glare control, colour rendering, right balance of shades and bright area.

A mission which is based on an accurate selection of products offered in a wide range, extended from indoor to outdoor areas and all of them, equipped with best light sources and controlled by high quality electrical components. In a very busy market, a real star: SIRIO Luce.

SIRIO Luce implementa la missione di catturare la luce delle stelle e riprodurla nelle ore notturne.

Ogni sistema di illuminazione ha un compito rilevante, riprodurre il più possibile gli effetti naturali per generare un ambiente, che corrobora il nostro benessere.

L'uomo come punto centrale del sistema, l'aspetto più naturale possibile del suo ambiente, l'obiettivo.

SIRIO Luce prende in esame gli aspetti energetici e la compatibilità biologica con la luce, valuta attentamente gli indici di abbagliamento, seleziona le rese cromatiche e bilancia i contrasti tra luce ed ombre.

Una missione che si basa su un'accurata selezione dei prodotti, offerti in un'ampia gamma da interni ed esterni, equipaggiati dalle migliori sorgenti luminose e controllati da componenti elettrici di alta qualità.

In un mercato molto saturo, una vera stella: SIRIO Luce.

DESIGN

Designing a complete and suitable luminous environment is more complicated than simply selecting lighting fixtures.

With the help of experience and expertise Sirio is committed to developed spatial patterns of light, shade, and color that requires thinking about light in three dimensions.

Such recognition implies understanding and sensitivity to techniques that create an environment where observers react with feelings of pleasantness and well-being through the use of silhouette, color tone, and other patterns of spatial light.

Progettare un ambiente, rendendolo confortevole e suggestivo, è un compito molto più qualificato che la semplice selezione di prodotti di illuminazione.

Sirio Luce, con l'esperienza dei suoi progettisti, realizza ambienti con il giusto equilibrio di luci ed ombre, determinando una corretta definizione degli spazi.

Tale capacità si basa su una corretta interpretazione emozionale e tecnica, valutando, con specifica sensibilità, la necessità di realizzare ambienti confortevoli e funzionali, nei quali il benessere visivo trova una necessaria rilevanza



OUTDOOR LIGHTING

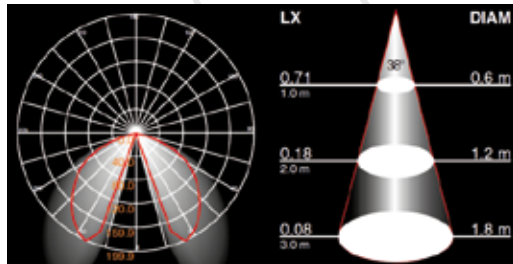
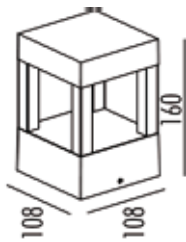
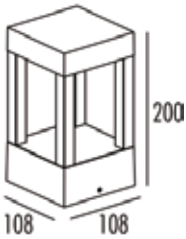
BOLLARDS



SR-8453 LED-200



SR-8451



Product Code: SR-8453LED-200/1x7W

Watt: 1x1W
 Kelvin: 3000K
 Lumens: 400lm
 Beam Angle: 38°
 CRI: >82
 Input: AC 200-240V ~ 50Hz
 Ambient Temperature: 25°C~50°C
 Lamp Life: 30,000H

Product Code: SR-8451LED-220/1x7W

Watt: 1x7W
 Kelvin: 3000K
 Lumens: 400lm
 Beam Angle: 36°
 CRI: >82
 Input: AC 200-240V ~ 50Hz
 Ambient Temperature: 25°C~50°C
 Lamp Life: 30,000H



- CREE LED
- Die cast aluminium body and clear glass

**SR-8453LED
 200/1x7W
 SR-8451
 220/1x7W**

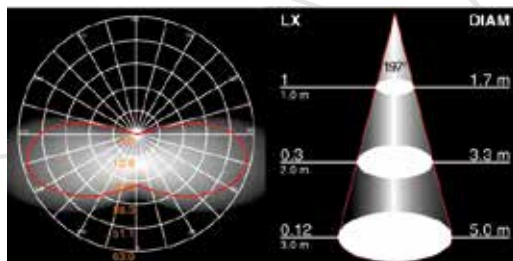

BOLLARDS



SR-5733 LED-750



SR-5733 LED-220



Product Code: SR-5733LED-750 10x1W

Watt: 10x1W
 Kelvin: 3000K
 Lumens: 253lm
 Beam Angle: 197°
 CRI: >81
 Input: AC 200-240V ~ 50Hz
 Ambient Temperature: 25°C~50°C
 Lamp Life: 30,000H

Product Code: SR-5733LED-220 10x1W

Watt: 10x1W
 Kelvin: 3000K
 Lumens: 253lm
 Beam Angle: 197°
 CRI: >81
 Input: AC 200-240V ~ 50Hz
 Ambient Temperature: 25°C~50°C
 Lamp Life: 30,000H



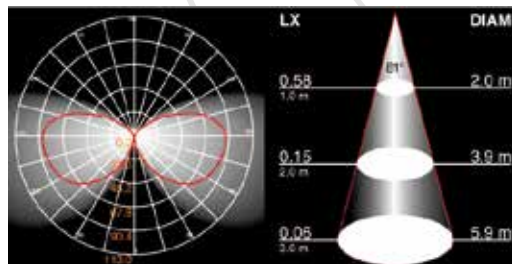
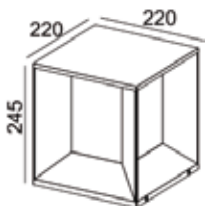
- ▶ CREE LED ACRED - no driver
- ▶ Die cast aluminium body, frosted PC diffuser

**SR-5733LED
 750/10x1W
 SR-5733LED
 220/10x1W**

BOLLARDS



SR-1221



Product Code: SR-1221/18W

Watt: 18W

Kelvin: 3000K

Lumens: 737lm

Beam Angle: 81°

CRI: >84

Input: AC 200-240V ~ 50Hz

Ambient Temperature: 25°C~50°C

Lamp Life: 30,000H



- ▶ SMD LED - AC LED - no driver
- ▶ Die cast aluminium body, opal PC diffuser

SR-1221/18W

BOLLARDS



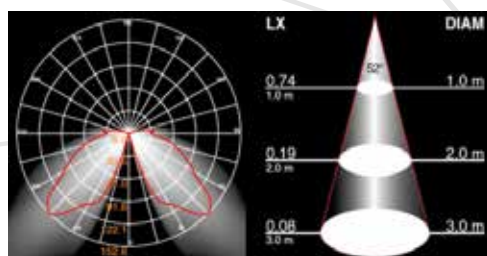
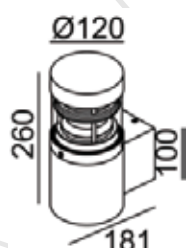
SR-8404COB-650



SR-8404COB



SR-8404COB-265



Product Code: SR-8404COB-650/1x15W

Watt: 1x15W
 Kelvin: 3000K
 Lumens: 568lm
 Beam Angle: 52°
 CRI: >82
 Input: AC 200-240V~50
 Ambient Temperature: 25°C~50°C
 Lamp Life: 30,000H

Product Code: SR-8404COB-265/1x15W

Watt: 1x15W
 Kelvin: 3000K
 Lumens: 568lm
 Beam Angle: 52°
 CRI: >82
 Input: AC 200-240V ~ 50Hz
 Ambient Temperature: 25°C~50°C
 Lamp Life: 30,000H

Product Code: SR-1221/18W

Watt: 1x15W
 Kelvin: 3000K
 Lumens: 568lm
 Beam Angle: 52°
 CRI: >82
 Input: AC 200-240V ~ 50Hz
 Ambient Temperature: 25°C~50°C
 Lamp Life: 30,000H



- ▶ SMD LED
- ▶ Die cast aluminium body, clear PC diffuser

SR-8404COB-650
SR-8404COB-265
SR-8404COB

BOLLARDS



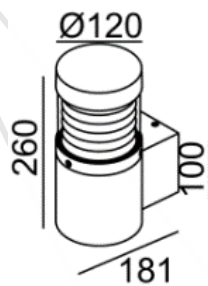
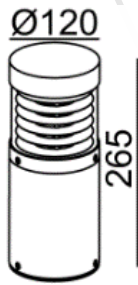

SR-8414COB650



SR-8414COB265



SR-8412COB



Product Code: SR-8414COB650/1x15W

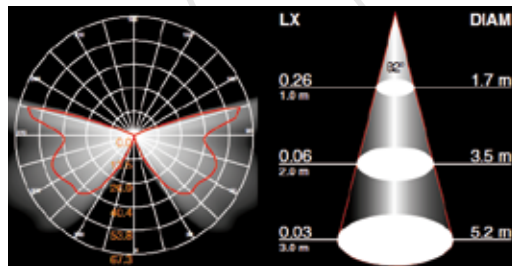
Watt: 1x15W
 Kelvin: 3000K
 Lumens: 568lm
 Beam Angle: 52°
 CRI: >82
 Input: AC 200-240V~50
 Ambient Temperature: 25°C~50°C
 Lamp Life: 30,000H

Product Code: SR-8414COB-265/1x15W

Watt: 1x15W
 Kelvin: 3000K
 Lumens: 568lm
 Beam Angle: 52°
 CRI: >82
 Input: AC 200-240V ~ 50Hz
 Ambient Temperature: 25°C~50°C
 Lamp Life: 30,000H

Product Code: SR-8412COB/1x15W

Watt: 1x15W
 Kelvin: 3000K
 Lumens: 568lm
 Beam Angle: 52°
 CRI: >82
 Input: AC 200-240V ~ 50Hz
 Ambient Temperature: 25°C~50°C
 Lamp Life: 30,000H



- ▶ CREE LED
- ▶ Die cast aluminium body and clear PC



SR-8414COB650
SR-8414COB265
SR-8412COB

SYMBOLS



Foro incasso
Cut out
Trou d'encastrement



Apparecchi calpestabili
Walk over fitting
Appareils piétonniers



Apparecchi carrabili
Drive over fitting
Pour passage véhicules



Alimentatore incluso
Converter included
Convertisseur inclus



Alimentatore non incluso
Converter not included
Convertisseur pas inclus



Lunghezza cavo
Cable length
Longueur du câble



Dimmer incluso
Dimmer Included
Dimmer inclus



Dati fotometrici
Photometrical data
Donnés photométriques



Indica il grado di protezione degli involucri (vedi pag. 8)
It shows protection degree of the envelopes. (see page 8)



Grado di protezione contro gli impatti meccanici esterni (vedi pag. 8)
Degree of Protection against external mechanical impact (see page 8)



Grado di protezione Glow-wire
Apparecchio che resiste alla prova del filo incandescente
Degree of protection Glow-wire
Materials that resist the glow-wire test

MARKS



Apparecchio in Classe II, munito di isolamento doppio o rinforzato
Fixture on Class II, with double or reinforced insulation
Appareil en Classe II, équipé d'isolation double ou renforcée



Apparecchio a bassissima tensione con trasformatore remoto
SELV fixture with remote transformer
Appareil à très basse tension avec transformateur à distance



Apparecchio adatto ad essere installato su superfici normalmente infiammabili
Fixture ready for installation on normally inflammable surfaces
Appareil pouvant être installé sur des surfaces inflammables



Grado di protezione contro gli impatti meccanici esterni
Degree of Protection against external mechanical impact.

Gradi di protezione Ik
Ik degree protection

IK00	Non protetto Not protected
IK01	Protetto contro l'energia d'urto 0,15J Protected against impact strength 0,15J
IK02	Protetto contro l'energia d'urto 0,20J Protected against impact strength 0,20J
IK03	Protetto contro l'energia d'urto 0,35J Protected against impact strength 0,35J
IK05	Protetto contro l'energia d'urto 0,7J Protected against impact strength 0,7J
IK06	Protetto contro l'energia d'urto 1J Protected against impact strength 1J
IK07	Protetto contro l'energia d'urto 2J Protected against impact strength 2J
IK08	Protetto contro l'energia d'urto 5J Protected against impact strength 5J
IK09	Protetto contro l'energia d'urto 10J Protected against impact strength 10J
IK10	Protetto contro l'energia d'urto 20J Protected against impact strength 20J



1ª cifra definisce la protezione contro il contatto dei corpi solidi
1st. number indicates protection against solids body penetration

2ª cifra definisce la protezione contro la penetrazione dei liquidi
2nd. number indicates protection against liquid penetration


Lettera aggiuntiva indica il grado di protezione per le persone contro l'accesso a parti pericolose
Additional letter specifies the degree of protection against human access to live parts.

Prima cifra First number	Seconda cifra Second number	Lettera aggiuntiva Additional letter
0 non protetto not protected	0 non protetto not protected	A Protetto contro l'accesso con il dorso della mano Protected against access with the back of the hand
1 protetto contro corpi solidi di ø maggiore 50 mm protected against solids over ø 50 mm	1 protetto contro la caduta verticale di gocce d'acqua protected against the vertical fall of water drops	B Protetto contro l'accesso con un dito Protected against access with a finger
2 protetto contro corpi solidi di ø maggiore 12 mm protected against solids over ø 12 mm	2 protetto contro la caduta verticale di gocce d'acqua 15° protected against the vertical fall of water drops 15°	C Protetto contro l'accesso con un attrezzo Protected against access with a tool
3 protetto contro corpi solidi di ø maggiore 2,5 mm protected against solids over ø 2,5 mm	3 protetto contro la pioggia protected against rain drops	D Protetto contro l'accesso con un filo Protected against access with a wire
4 protetto contro corpi solidi di ø maggiore 1 mm protected against solids over ø 1 mm	4 protetto contro gli spruzzi d'acqua protected against splashing water	
5 protetto contro la polvere protected against dust	5 protetto contro i getti d'acqua protected against jets of water	
6 totalmente protetto contro la polvere entirely protected against dust	6 protetto contro le ondate protected against sea waves	
	7 protetto contro le immersioni fino a 1 m protected against immersion 1 m depth	



Tutti i prodotti SIRIO Luce che rientrano nell'ambito di applicazione della direttiva europea compatibilità elettromagnetica E.M.C. 2014/30/UE e successive modifiche, soddisfano i requisiti e recano la marcatura "CE".
All SIRIO Luce product fall within the range of application of the European electromagnetic compatibility E.M.C. directive 2014/30/UE and subsequent, meet the required specifications and bear "CE" labelling.
Tous les produits SIRIO Luce appartenant au champ d'application de la directive européenne compatibilité électromagnétique E.M.C. 2014/30/UE et modification successive remplissent les conditions prévues et portent le marquage "CE"

SIRIO Luce reserves the rights to change components brands without notice as SIRIO Luce employs system of permanent product improvements, it reserves the right to modify any of the products without any prior notification.

The background of the page is a dark gray color, overlaid with a complex, abstract geometric pattern of white lines. This pattern consists of various polygons and triangles of different sizes and orientations, some of which are interconnected to form larger, more complex shapes. The lines are thin and white, creating a high-contrast, modern aesthetic.

SIRIO Luce
Italian Style

REFERENCE'S

SILVIAN HEACH
CREATION OF THREE NEW
STORES WITH SPECIFIC TRACK
LIGHTS (FROM YEAR 2011 TILL
NOW);

EXCELSIOR HOTEL GALLIA
MILAN
CREATION OF CUSTOM LAMPS
FOR BEDROOMS, CORRIDORS
AND EXTERIOR FACADE
LIGHTS (YEAR 2014);

BATA
CREATION OF CUSTOM LAMP
PER FURNISHINGS, WITH RE-
LAMPING OF ALL THE SHOPS
(FROM YEAR 2012 TILL TODAY);

CHANEL
LED BARS FOR FURNITURE
FOR BEAUTY PRODUCTS
(YEAR 2011)

DOLCE & GABBANA
RELAMPING OF THE MILAN OF-
FICES, AND LAMPS FOR SHOPS
(FROM YEAR 2012 TILL TODAY);

BULGARI
RELAMPING OF ROME HEAD-
QUARTERS (YEAR 2013);

TIFFANY&CO.
CREATION OF CUSTOM LAPS
FOR MILAN SHOP (YEAR 2013);

QC TERME - SPAS AND RESOR-
TS
LAMPS FOR ALL THE CENTERS
(FROM YEAR 2013 TILL TODAY);

ABERCROMBIE & FITCH
LAMPS FOR MILAN SHOPS (YEAR
2014);

L'ITALIANO
LAMPS FOR ALL THE CENTERS
(FROM YEAR 2012 TILL TODAY);

REFERENCE

AL JIMI MALL PHASE 1,2,3 – U.A.E. - CONSULTANT ACG/JACOBS – LINEAR FITTING (YEAR 2018)

EMIRATES HILLS – U.A.E - CONSULTANT AL KHAWAJAH ENG CONSULTANCY -STRIP LED (YEAR 2017)

LAST EXIT JEBEL ALI - U.A.E. - CONSULTANT EO – CARUSO FLOODLIGHT (YEAR 2017)

PRIVATE VILLA IN DUBAI - STRIP LED AND RECESSED SPOT LIGHT (YEAR 2017)

AL RAYYAN ROAD – WEST OF OLYMPIC TO WEST OF NEW RAYYAN - DOHA - RGB FLOODLIGHTS (YEAR 2018)

TOWN SQUARE – NSHAMA (DUBAI) - SURFACE MOUNTED DOWNLIGHT (SR1081-6ES-12W) (YEAR 2018)

250 VILLAS IN AL SAHMA – (ABU DHABI) – PANEL LED & SURFACE MOUNTED DOWNLIGHT (SIRIO RANGE)

SAFI TOWN HOUSE NSHAMA TOWN SQUARE (DUBAI) – WALL LIGHT SR 2691LED (SIRIO RANGE)

ONOMO HOTEL (CAMERUN) – SPOT LIGHT SR 6331 8W IP44 (SIRIO RANGE)

BLUE LOTUS RESIDENCE IN CASABLANCA (MOROCCO) – UP LIGHTER (SIRIO RANGE)

EUROPA:
ITALY
Via Ghisolfa
80/e 20010
Cornaredo (MI)
www.sirioluce.com

info@sirioluce.com

SIRIO Luce
Italian Style

